

Dedicated to sustaining all life.

Financial Summary for the 1st Quarter of Fiscal Year 2020



NORINCHUKIN

August 4, 2020

Income Statement Summary

【Consolidated】

(in JPY bn)

	FY2019 Apr-Jun	FY2020 Apr-Jun	Change
1 Ordinary Income	454.8	289.7	(165.0)
2 Interest Income	349.2	235.7	(113.5)
3 <Interest and Dividends on Securities>	309.6	204.4	(105.2)
4 <Interest on Loans and Bills Discounted>	31.4	27.2	(4.1)
5 Ordinary Expenses	378.4	256.9	(121.5)
6 Interest Expenses	317.8	190.1	(127.7)
7 <Expenses on Funding from Members>	83.5	77.7	(5.8)
8 General and Administrative Expenses	37.5	35.8	(1.6)
9 Ordinary Profits	76.3	32.8	(43.4)
10 Income before Income Taxes	78.0	32.6	(45.4)
11 Profit Attributable to Owners of Parent	59.8	30.8	(29.0)

【Non-consolidated】

(in JPY bn)

	FY2019 Apr-Jun	FY2020 Apr-Jun	Change
12 Ordinary Profits	77.0	40.8	(36.1)
13 Net Income	61.8	39.8	(22.0)

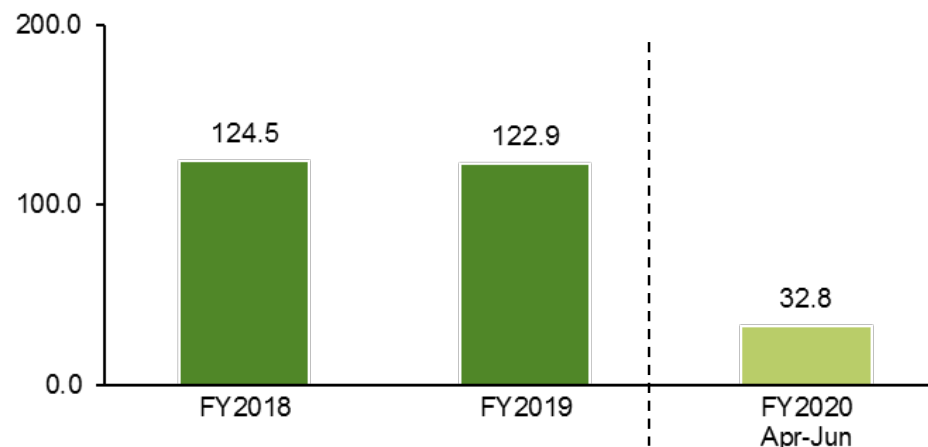
【Reference (Non-consolidated)】

14 Net Gains/Losses on Sales of Securities	19.8	5.0	(14.8)
15 Credit Costs ^(Note)	2.4	6.4	4.0
16 Write-off of Securities	0.1	0.6	0.5

(Note) Negative numbers for credit-related expenses indicate reversals

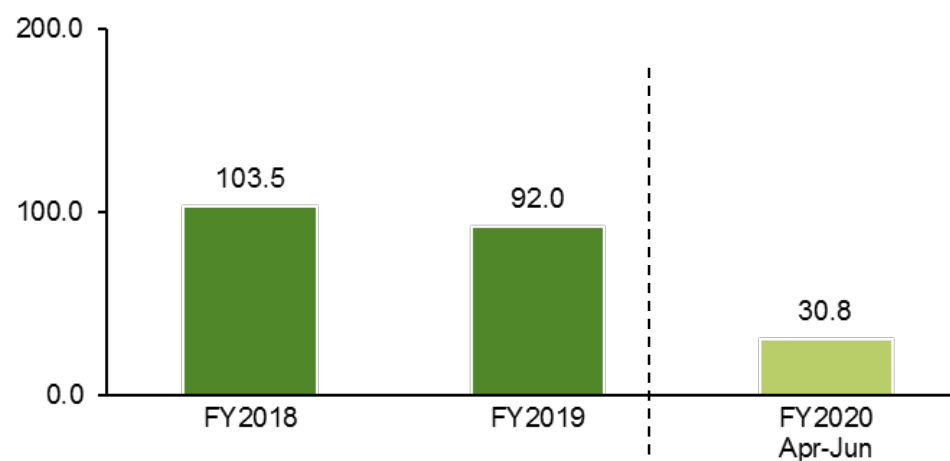
Ordinary Profits over Time (Consolidated)

(in JPY bn)



Net Income over Time (Consolidated)

(in JPY bn)



Balance Sheet Summary

【Consolidated】

(in JPY bn)

	Mar 2020	Jun 2020	Change
1 Loans and Bills Discounted	20,058.8	19,992.1	(66.6)
2 Securities	54,533.2	57,659.8	3,126.5
3 Money Held in Trust	5,996.6	5,197.7	(798.8)
4 Cash and Due from Banks	19,505.0	20,984.7	1,479.7
5 Others	5,388.1	5,915.0	526.8
6 Total Assets	105,482.0	109,749.5	4,267.5
7 Deposits ^(Note)	66,431.6	68,295.6	1,863.9
8 Debentures	784.4	672.9	(111.4)
9 Payables under Repurchase Agreements	15,726.5	17,457.7	1,731.1
10 Others	15,277.6	15,456.7	179.0
11 Total Liabilities	98,220.3	101,883.0	3,662.6
12 Total Net Assets	7,261.6	7,866.5	604.8

(Note) Deposits include deposits and entrusted funds (the majority are short-term funds received from members) for accounting purpose.

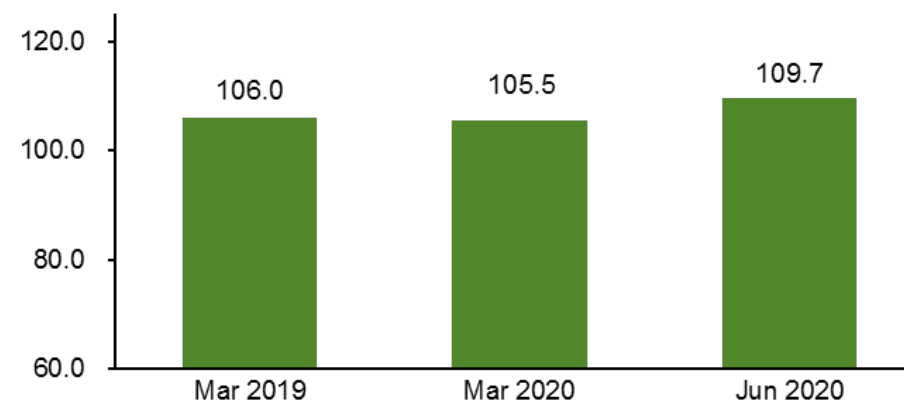
【Non-consolidated】

(in JPY bn)

	Mar 2020	Jun 2020	Change
13 Total Assets	103,403.5	107,622.6	4,219.0
14 Total Liabilities	96,228.6	99,834.2	3,605.6
15 Total Net Assets	7,174.8	7,788.3	613.4
16 Gains/Losses on Revaluation of Securities	2,347.1	3,282.3	935.1

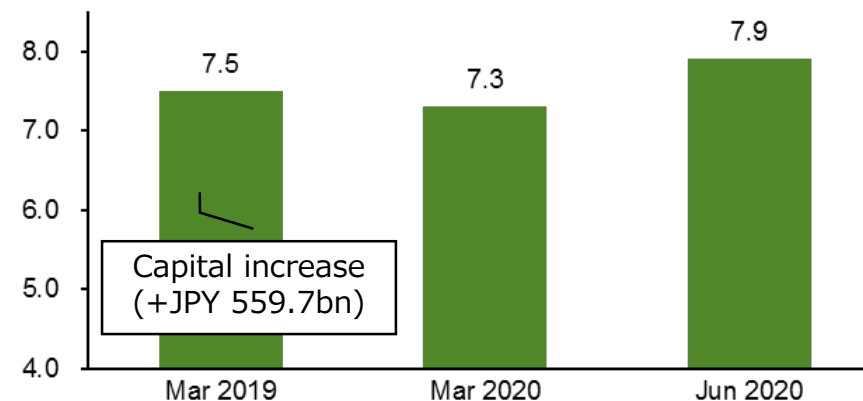
Total Assets over Time (Consolidated)

(in JPY trn)



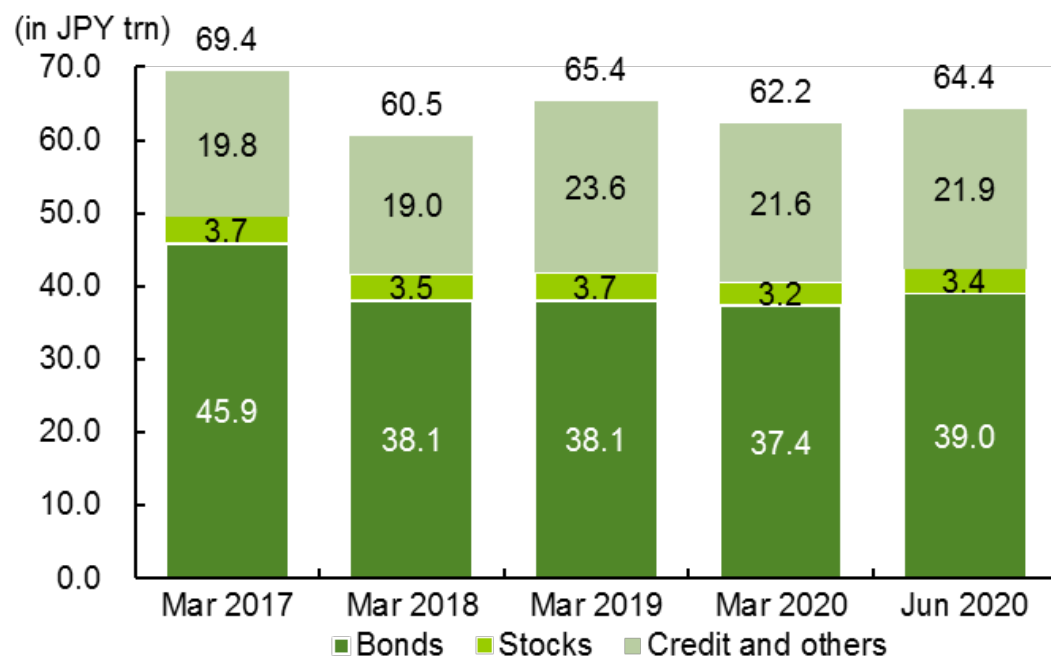
Net Assets over Time (Consolidated)

(in JPY trn)

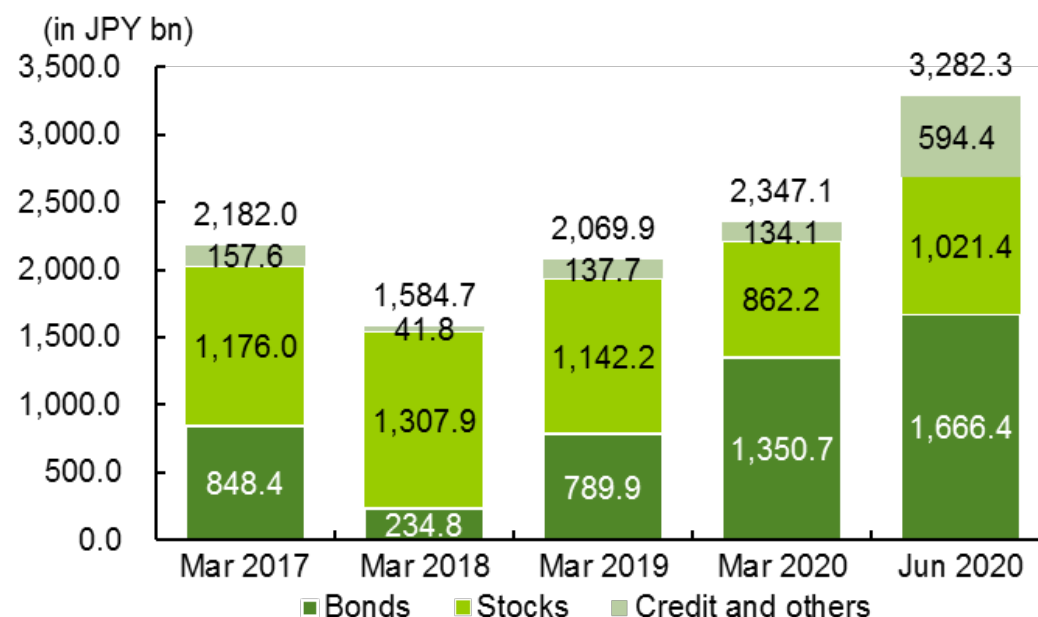


Market Investment Portfolio (Non-consolidated)

Market Investment Portfolio over Time



Net Unrealized Gains and Losses over Time

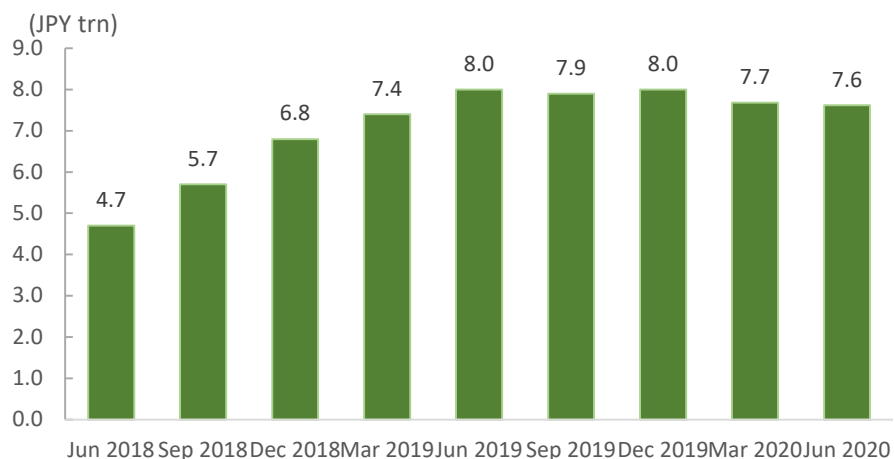


Appendix

Bank's Investment in CLOs

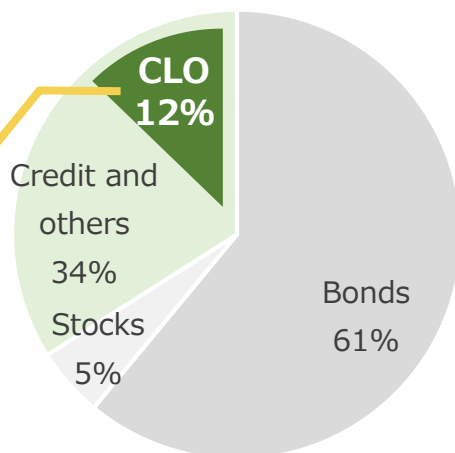
- The Bank applies a consistent approach to robust due diligence and disciplined risk management in CLO investments

Bank's CLO Holdings over Time



Market Investment Portfolio

- 12% of investment portfolio
- Only triple-A rated and held-to-maturity securities



Due Diligence and Risk Management

Investment Guidelines

- Solely on the most senior, triple-A rated tranche
- Strict requirements on stipulations and underlying assets
- Bank-original, rigorous stress-test scenarios

Investment Process

- Credit review process on each transaction by the Credit Risk Management Division in addition to the analysis by the investment team

Managers

- Collateral managers only with good track-records and disciplined investment style

Monitoring

- Periodical review on the compliance status of tests and underlying asset quality
- Frequent communication with the managers

Disclaimer

- The information contained herein is quoted from public sources etc., and accuracy and reliability of such information is neither guaranteed nor warranted. We do not assume any responsibility for losses incurred directly or indirectly from the use of this information.
- This presentation material contains forward-looking statements regarding the Bank's forecasts, plans, and objectives. Such forward-looking statements inherently involve risks and uncertainties, because they are related to events and circumstances that may or may not arise in the future. The future performance, results of operations, and financial condition of the Bank may be materially different from the information expressed or implied by such forward-looking statements.
- This presentation does not constitute an offer or solicitation of an offer, an invitation to subscribe for or purchase any securities.